

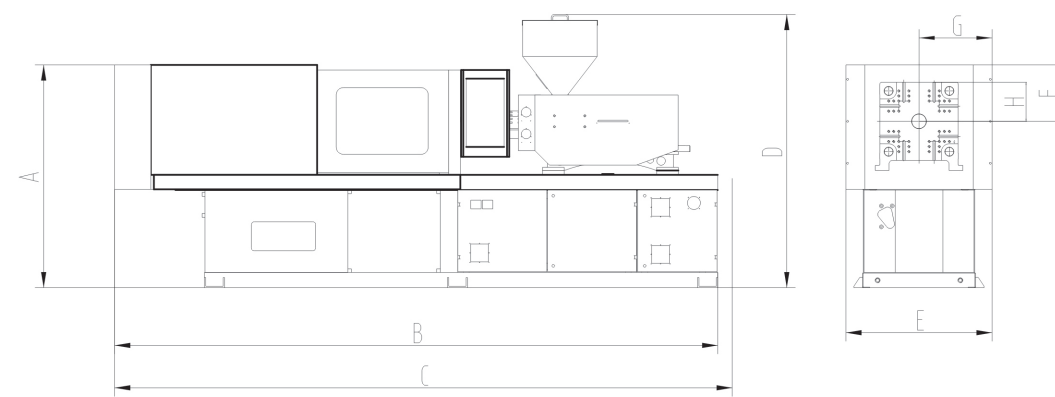
机器尺寸

Machine dimension parameters

型号	A	B	C	D	E	F	G	H
LOG90-S9	1540	4170	4270	1940	1030	355	520	270
LOG140-S9	1660	4546	4646	1990	1180	435	580	315
LOG170-S9	1734	4915	5015	2085	1260	451	620	355
LOG220-S9	1800	5390	5490	2110	1400	480	690	390
LOG270-S9	2000	6210	6310	2200	1504	600	740	445
LOG320-S9	2051	7006	7366	2336	1797	620	800	500
LOG400-S9	1960	7725	8070	2427	1993	615	880	535
LOG530-S9	2010	8249	8599	2387	1908	670	915	610

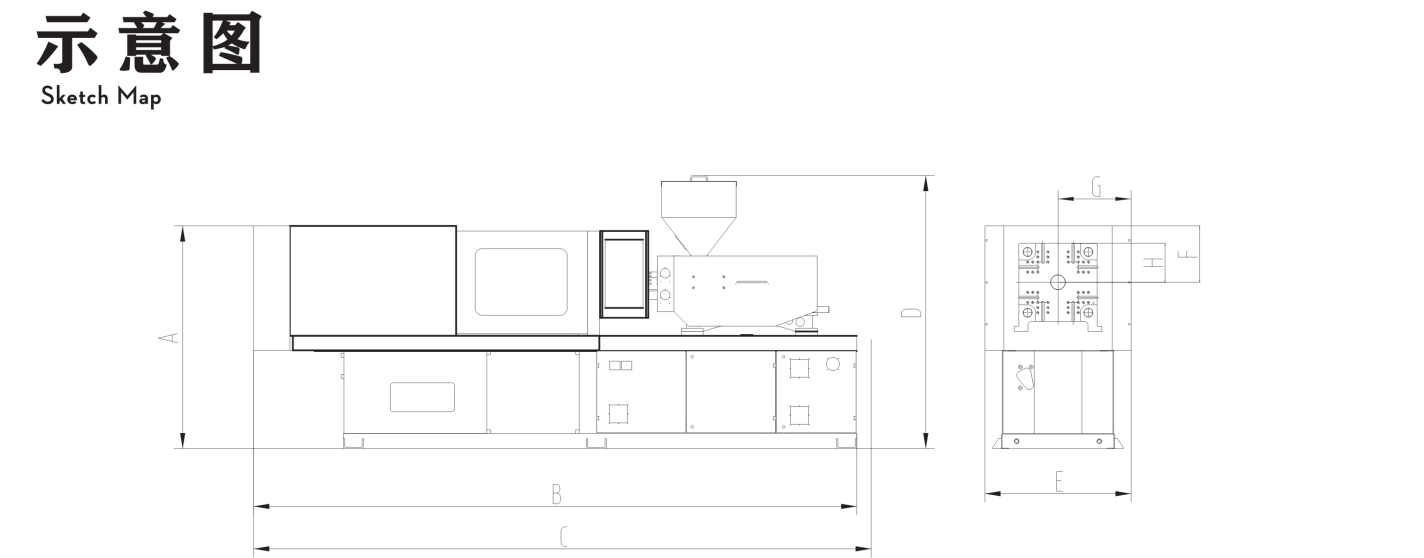
示意图

Sketch Map



引领细分市场

LOG® 朗格塑机
LOG MACHINE



LOG® 朗格塑机
LOG MACHINE

宁波创基机械有限公司
NINGBO CHUANGJI MACHINERY CO.,LTD.

地址：浙江省余姚市泗门镇工业区块北大道泗门段18号
邮编：315400
电话：+86-574-62523813
传真：+86-574-62523801
服务电话：400 826 0110

ADD: Simen Industrial Area, yuyao, zhejiang Province, China
P.C.: 315400
TEL: +86-574-62523813
FAX: +86-574-62523801
SERVICE: 400 826 0110

E-mail: nbcj@logge.com.cn
www.logge.com.cn
www.log-machine.com



扫一扫 更多产品介绍



S9伺服系列注塑机 S9 SERIES SERVOMOTOR
INJECTION MOLDING MACHINE

注塑工程解决商

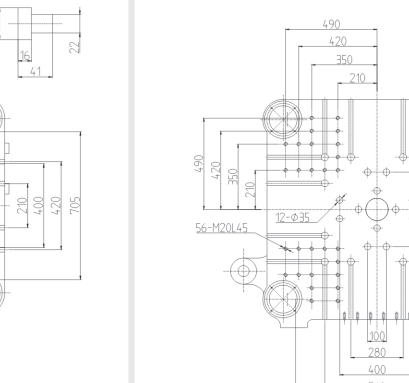
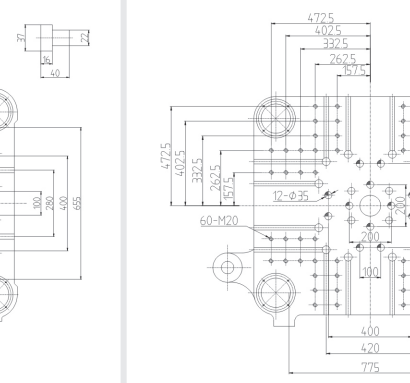
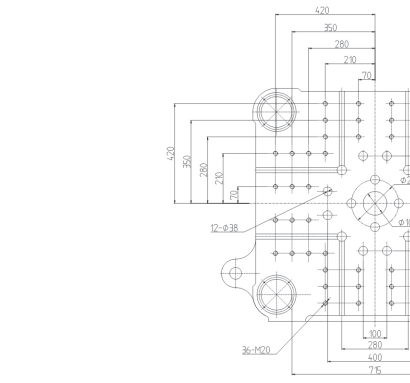
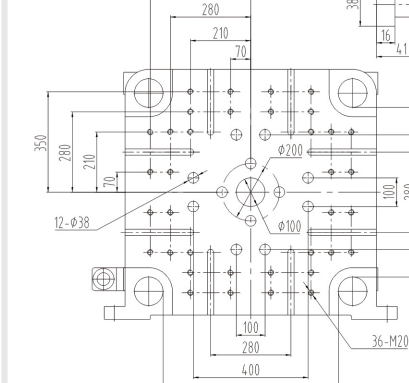
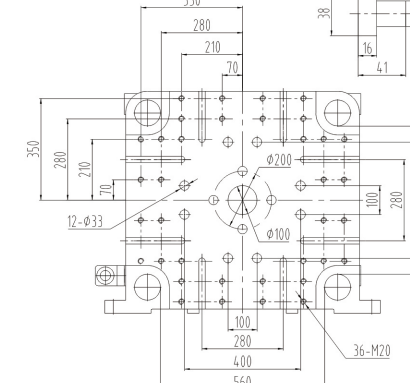
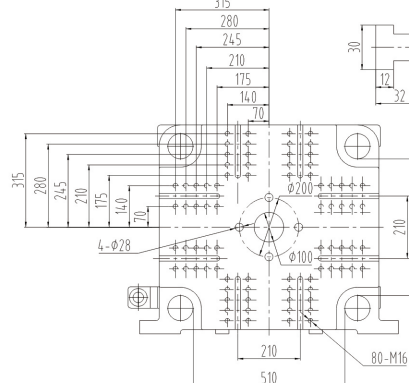
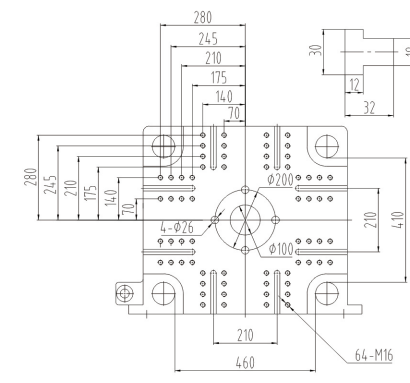
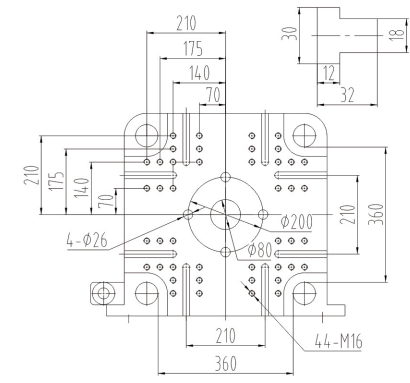


宁波创基机械有限公司
NINGBO CHUANGJI MACHINERY CO.,LTD.

技术参数

DESCRIPTION 国际公认号	单位 UNIT	LOG90S9			LOG140S9			LOG170S9			LOG220S9			LOG270S9			LOG320S9				LOG400S9				LOG530S9			
		A	B	C	A	B	C	A	B	C	A	B	C	A	B	C	D	A	B	C	D	A	B	C	D			
射胶系统 INJECTION UNIT		A	B	C	A	B	C	A	B	C	A	B	C	A	B	C	D	A	B	C	D	A	B	C	D			
理论容积 INJECTION VOLUME	cm ³	113	154	181	215	263	302	277	318	392	381	470	569	510	687	863	760	1062	1231	1414	1193	1385	1810	2290	1384	1590	2042	2550
理论重量(PS) SHOT WEIGHT(PS)	g	106	144	170	196	239	274	260	298	368	347	429	520	464	625	785	691	966	1120	1286	1086	1260	1646	2084	1260	1494	1919	2397
螺杆直径 SCREW DIAMETER	mm	30	35	38	38	42	45	42	45	50	45	50	55	50	58	65	55	65	70	75	65	70	80	90	70	75	85	95
长径比 SCREW L.D.RATIO		23	20	18	21.4	20	18	21.4	20	18	22	20	18	24	21	18	23	22.6	21	19.6	23	24	21	19	23	23.8	21	18.7
注射压力 INJECTION PRESSURE	Mpa	248	182	155	213	174	152	206	180	145	221	179	148	234	174	138	263	189	163	142	248	214	163	129	257	224	174	139
注射速率 MAX INJECTION RATE	g/s	64	88	104	118	144	166	151	173	215	173	214	259	214	288	362	262	330	385	442	310	360	470	595	352	405	520	650
注射速度 INJECTION SPEED	mm/s		101			115			120			120			120			110					110				112	
螺杆行程 SCREW STROKE	mm		160			190			200			240			260			320					360				360	
螺杆转速 SCREW SPEED	r/min		190			210			210			210			210			180					160				160	
锁模系统 CLAMPING UNIT																												
锁模力 CLAMPING FORCE	KN		900			1400			1700			2200			2700			3200					4000				5300	
开模行程 OPENING STROKE	mm		320			380			430			480			570			615					710				850	
模板尺寸 MOLD PLATEN SIZE	mm*mm		540x540			675x625			755x705			835x780			900x880			1050x990					1130x1060				1250x1220	
连接柱内距 SPACE BETWEEN TIE BARS	mm*mm		360x360			460x410			560x510			610x590			710x655			770x705					870x825				870x825	
容模量 MOLD THICKNESS	mm		150-360			180-500			200-550			220-600			220-650			280-770					280-820				350-920	
模板最大行程 PLATEN MAX STROKE			680			880			980			1080			1220			1385					1530				1770	
液顶出行程 EJECTOR STROKE	mm		100			120			140			150			160			160					185				210	
液顶出力 EJECTOR FORCE			31			42			50			67			77			77					111				111	
动力/电热 POWER/ELECTRIC HEATING																												
油压系统压力 MAX OIL PRESSURE	Mpa		16			16			16			16			16			16					16				16	
油泵马达 PUMP MOTOR	KW		14			23			28.3			36.7			45.2			56					73.4				45.2+45.2	
电热功率 HEATING POWER			6.5			7.5			12.6			13.1			16			27					38.85				48.4	
加热控制区数 HEATING ZONES			3+射咀			4+射咀			4+射咀			4+射咀			4+射咀			5+射咀					5+射咀				5+射咀	
其他 OTHER																												
油箱容积 OIL TANK VOLUME	L		170			190			220			320			380			500					680				900	
机械外形尺寸 MACHINE DIMENSION			4.3*1.2*1.95			4.6*1.25*2.0			5.1*1.3*2.0			5.4*1.4*2.1			6.4*1.6*2.18			7.4*1.63*2.35				8.6*1.95*2.35				9.2*1.95*2.41		

模板正面尺寸
Platen dimensions
Moving platen



模板侧面尺寸
Platen dimensions
Mounting hole for robot/sprue picker top view from fixed platen

